















Dovedale Primary School

Subject Overview

English















<p><u>Year 1</u></p>	<p>Old Bear by Jan Hissey</p> 	<p>Rapunzel by Bethan Woolvin</p> 	<p>Hermelin by Mini Grey</p> 	<p>Where the Wild Things Are by Maurice Sendak</p> 	<p>The Secret of Black Rock by Joe Todd-Stanton</p> 	<p>The Last Wolf by Mini Grey</p> 
<p><u>Writing Outcome</u></p>	<ul style="list-style-type: none"> • Finding Narrative • Letter (Messages) 	<ul style="list-style-type: none"> • Traditional Narrative • Instructions (Guide) 	<ul style="list-style-type: none"> • Detective Narrative • Recount (Letters) 	<ul style="list-style-type: none"> • Portal Narrative • Information 	<ul style="list-style-type: none"> • Return Narrative • Recount (Postcards) 	<ul style="list-style-type: none"> • Hunting Narrative • Instructions (Recipes)
<p><u>SPaG Focus</u></p>	<p>Build on previous year & focus on:</p> <ul style="list-style-type: none"> • Separation of words with spaces • Capital Letters • Full Stops • Plural Noun Suffix 's' 		<p>Build on previous units & focus on:</p> <ul style="list-style-type: none"> • Question mark • Exclamation mark • Capital letters for names • Personal pronoun 'I' • Suffix added to verbs • Prefix 'un' • Joining clauses using 'and', 'because' and 'so'. 		<p>Build on previous units & focus on:</p> <ul style="list-style-type: none"> • Joining clauses using 'and', 'because', 'so' and 'but'. • Plural noun suffix 's' 'es' 	

<p><u>Year 2</u></p>	<p>A River by Marc Martin</p> 	<p>The Night Gardener by The Fan Brothers</p> 	<p>The Bog Baby by Jeanne Willis</p> 	<p>Grandad's Island by Benji Davies</p> 	<p>The King Who Banned the Dark by Emily Haworth-Booth</p> 	<p>Rosie Revere by Andrea Beaty</p> 
<p><u>Writing Outcome</u></p>	<ul style="list-style-type: none"> • Circular Narrative • Letter 	<ul style="list-style-type: none"> • Setting Narrative • Diary 	<ul style="list-style-type: none"> • Finding Narrative • Instructions 	<ul style="list-style-type: none"> • Return Narrative • Information texts 	<ul style="list-style-type: none"> • Mistake Narrative • Information texts 	<ul style="list-style-type: none"> • Invention Narrative • Explanation texts
<p><u>SPaG Focus</u></p>	<p>Build on previous year & focus on:</p> <ul style="list-style-type: none"> • Use of capital letters, full stops and question marks to demarcate sentences • Use apostrophes to mark singular possession in nouns • Commas to separate items in a list • Expanded Noun Phrases 		<p>Build on previous units & focus on:</p> <ul style="list-style-type: none"> • Use of capital letters, full stops, question marks and exclamation marks to demarcate sentences • Apostrophes for contractions • Statement, question and command • Consistent use of past and present tense 		<p>Build on previous units & focus on:</p> <ul style="list-style-type: none"> • Formation of nouns using suffixes • Formation of adjectives using suffixes • Past and present tense including progressive forms of verbs. 	

<p><u>Year 3</u></p>	<p>The Iron Man by Ted Hughes and Chris Mould</p> 	<p>Fox by Margaret Wild and Ben Brooks</p> 	<p>Rhythm of the Rain by Grahame Baker-Smith</p> 	<p>Jemmy Button by Valerio Vidali</p> 	<p>Egyptology by Dugald Steer</p> 	<p>Seen and Not Heard by Katie May Green</p> 
<p><u>Writing Outcome</u></p>	<ul style="list-style-type: none"> • Threat Narrative • Explanation 	<ul style="list-style-type: none"> • Fable Narrative • Information 	<ul style="list-style-type: none"> • Setting Narrative • Information 	<ul style="list-style-type: none"> • Return Narrative • Recounts (Letters) 	<ul style="list-style-type: none"> • Egyptian Mystery • Diary 	<ul style="list-style-type: none"> • Character Narrative • Instructions
<p><u>SPaG Focus</u></p>	<p>Build on previous year & focus on:</p> <ul style="list-style-type: none"> • Use of capital letters, full stops, question marks and exclamation marks to demarcate sentences • Apostrophes to mark where letters are missing in spelling and to mark singular possession in nouns • Expressing time, place and cause using conjunctions and prepositions 		<p>Build on previous units & focus on:</p> <ul style="list-style-type: none"> • Introduction to paragraphs as a way to group related material • Expressing time, place and cause using conjunctions, prepositions and adverbs • Use of the forms 'a' or 'an' when next word starts with a consonant or a vowel 		<p>Build on previous units & focus on:</p> <ul style="list-style-type: none"> • Inverted commas to punctuate direct speech • Headings and sub-headings to aid presentation • Word families based on common words showing how words are related in form and meaning 	

<p><u>Year 4</u></p>	<p>Leaf by Sandra Dieckmann</p> 	<p>The Whale by Vita Murrow</p> 	<p>Arthur and the Golden Rope by Joe Todd-Stanton</p> 	<p>The Lost Happy Endings by Carol Ann Duffy</p> 	<p>The Journey by Francesca Senna</p> 	<p>Manfish by Jennifer Berne</p> 
<p><u>Writing Outcome</u></p>	<ul style="list-style-type: none"> • Outsider Narrative • Information Report 	<ul style="list-style-type: none"> • Descriptive writing • Newspaper Reports 	<ul style="list-style-type: none"> • Myth Narrative • Instruction guide 	<ul style="list-style-type: none"> • Twisted Narrative • Persuasive letter 	<ul style="list-style-type: none"> • Refugee Narrative • Diary 	<ul style="list-style-type: none"> • Invention Narrative • Biography
<p><u>SPaG Focus</u></p>	<p>Build on previous year & focus on:</p> <ul style="list-style-type: none"> • Inverted commas and other punctuation to indicate direct speech • Use commas after fronted adverbials • Nouns or pronouns to aid cohesion and avoid repetition • Paragraphs to organise ideas around a theme 		<p>Build on previous units & focus on:</p> <ul style="list-style-type: none"> • Apostrophes for possession (plural nouns) • Grammatical difference between plural and possessive -s 		<p>Build on previous units & focus on:</p> <ul style="list-style-type: none"> • Verb inflections ('we were' instead of 'we was') 	

<p><u>Year 5</u></p>	<p>Where We Once Stood by Christopher Riley</p> 	<p>FArTHER by Grahame Baker-Smith</p> 	<p>The Errand by Nicola Davies</p> 	<p>The Promise by Nicola Davies</p> 	<p>The Last Book of Adventure by Teddy Keen</p> 	<p>King Kong by Anthony Browne</p> 
<p><u>Writing Outcome</u></p>	<ul style="list-style-type: none"> • Explanation Narrative • Formal Report 	<ul style="list-style-type: none"> • Setting Narrative • Letters 	<ul style="list-style-type: none"> • Cliff hanger Narrative • Information Report 	<ul style="list-style-type: none"> • Characterisation • Newspaper Report 	<ul style="list-style-type: none"> • Survival Narrative • Explanation guide 	<ul style="list-style-type: none"> • Dilemma Narrative • Balanced Argument
<p><u>SPaG Focus</u></p>	<p>Build on previous year & focus on:</p> <ul style="list-style-type: none"> • Dashes to mark boundaries between independent clauses • Commas for parenthesis • Linking ideas across paragraphs, using adverbials • Indicate degrees of possibility using modal verbs • Understand the difference between structures typical of informal speech and structures appropriate to formal speech in writing 		<p>Build on previous units & focus on:</p> <ul style="list-style-type: none"> • Use hyphens to avoid ambiguity • Semi-colons to mark boundaries between independent clauses • Colons and bullet point • Relative clauses beginning with who, which, where, when, whose, that or an omitted relative pronoun • 		<p>Build on previous units & focus on:</p> <ul style="list-style-type: none"> • Semi-colons to mark boundaries between independent clauses of equal weighting • Recap speech punctuation • Brackets for parenthesis • Use a range of devices to build cohesion, e.g. conjunctions • Indicate degrees of possibility using adverbs 	

<p><u>Year 6</u></p>	<p>Hansel and Gretel by Neil Gaiman</p> 	<p>A Story Like The Wind by Gill Lewis</p> 	<p>The Origin of the Species</p> 	<p>The Ways of the Wolf by Jonathan Woodward</p> 	<p>The mysteries of Harris Burdick</p> 	<p>Shackleton's Journey by William Grill</p> 	<p>Rose Blanche by Christophe Gallaz</p> 
<p><u>Writing Outcome</u></p>	<ul style="list-style-type: none"> • Dual Narrative • Persuasive Letter 	<ul style="list-style-type: none"> • Flashback Narrative • Newspaper Report 	<ul style="list-style-type: none"> • Discovery Narrative • Explanation 	<ul style="list-style-type: none"> • Suspense Narrative • Information Text 	<ul style="list-style-type: none"> • Mystery Narrative 	<ul style="list-style-type: none"> • Endurance Narrative • Magazine article 	<ul style="list-style-type: none"> • Diary • Bravery Speech Award
<p><u>SPaG Focus</u></p>	<p>Build on previous year & focus on:</p> <ul style="list-style-type: none"> • Colons to introduce a list and semi-colons for more elaborate lists • Use commas, brackets and dashes for parenthesis • Semi-colon to separate two main clauses • Use dashes, brackets and semi-colons to punctuate sentences precisely to enhance meaning • Use range of punctuation taught at KS2 (Speech punctuation) • Linking ideas within and across paragraphs using a wider range of cohesive devices - adverbials, repetition and ellipses 		<p>Build on previous units & focus on:</p> <ul style="list-style-type: none"> • Use commas to punctuate relative clauses • Speech punctuation • Use the semi-colon as the boundary between independent clauses • Punctuation of bullet points • Hyphens used to avoid ambiguity • Linking ideas within and across paragraphs, using a wider range of cohesive devices - conjunctions, adverbials, pronouns and synonyms. 		<p>Build on previous units & focus on:</p> <ul style="list-style-type: none"> • Use commas to clarify meaning and avoid ambiguity: used as a break in a sentence, after a fronted adverbial, separate items in a list and parenthesis • Linking ideas within and across paragraphs using a wider range of cohesive devices - pronouns 		

