


























English Long Term Plan








	<u>Autumn 1</u>	<u>Autumn 2</u>	<u>Spring 1</u>	<u>Spring 2</u>	<u>Summer 1</u>	<u>Summer 2</u>
<u>Year R</u>	The Something by Rebecca Cobb 	Star in the Jar by Sam Hay 	Juniper Jupiter by Lizzie Stewart 	Little Red by Bethan Woolvin 	The Extraordinary Gardener Sam Broughton 	The Storm Whale by Benji Davies 
<u>Writing Outcome</u>	<ul style="list-style-type: none"> • Losing story sentences • Animal information sentences 	<ul style="list-style-type: none"> • Finding story sentences • Poster sentences 	<ul style="list-style-type: none"> • A Superhero Narrative • Letter 	<ul style="list-style-type: none"> • A traditional tale • Instructions 	<ul style="list-style-type: none"> • Transformation • Instructions 	<ul style="list-style-type: none"> • Friendship story sentences • Spine poems
<u>SPaG Focus</u>	<ul style="list-style-type: none"> • Letter formation • Separation of words with spaces • Personal pronoun - I 		Build on previous units & focus on: <ul style="list-style-type: none"> • Capital Letters • Full Stops • Joining words and clauses using 'and' 		Build on previous units & focus on: <ul style="list-style-type: none"> • Capital Letters for names 	








<p><u>Year 1</u></p>	<p>Old Bear by Jane Hissey</p> 	<p>Rapunzel by Bethan Woolvin</p> 	<p>Hermelin by Mini Grey</p> 	<p>Where the Wild Things Are by Maurice Sendak</p> 	<p>The Secret of Black Rock by Joe Todd-Stanton</p> 	<p>The Last Wolf by Mini Grey</p> 
<p><u>Writing Outcome</u></p>	<ul style="list-style-type: none"> • Finding Narrative • Message – covered within continuous provision 	<ul style="list-style-type: none"> • Traditional Narrative • Instructions – covered within continuous provision 	<ul style="list-style-type: none"> • Detective Narrative • Letter – covered within continuous provision 	<ul style="list-style-type: none"> • Information 	<ul style="list-style-type: none"> • Diary 	<ul style="list-style-type: none"> • Hunting Narrative • Recipe - covered within continuous provision
<p><u>SPaG Focus</u></p>	<p>Build on year & focus on:</p> <ul style="list-style-type: none"> • Separation of words with spaces • Capital Letters • Full Stops • Plural Noun Suffix 's' 		<p>Build on previous units & focus on:</p> <ul style="list-style-type: none"> • Question mark • Exclamation mark • Capital Letters for names • Personal pronoun 'I' • Suffix added to verbs • Prefix 'un' • Joining clauses using 'and', 'because', 'so' 		<p>Build on previous units & focus on:</p> <ul style="list-style-type: none"> • Joining clauses using 'and', 'because', 'so' and 'but' • Plural noun suffix 's' 'es' 	

<p><u>Year 2</u></p>	<p>A River by Marc Martin</p> 	<p>The Night Gardener by The Fan Brothers</p> 	<p>The Bog Baby by Jeanne Willis</p> 	<p>Grandad's Island by Benji Davies</p> 	<p>The King Who Banned the Dark by Emily Haworth-Booth</p> 	<p>Rosie Revere by Andrea Beaty</p> 
<p><u>Writing Outcome</u></p>	<ul style="list-style-type: none"> • Circular Narrative • Letter 	<ul style="list-style-type: none"> • Setting Narrative • Diary 	<ul style="list-style-type: none"> • Finding Narrative • Instructions 	<ul style="list-style-type: none"> • Return Narrative • Information texts 	<ul style="list-style-type: none"> • Banning Narrative • Persuasive letter 	<ul style="list-style-type: none"> • Invention Narrative • Explanation texts
<p><u>SPaG Focus</u></p>	<p>Build on year & focus on:</p> <ul style="list-style-type: none"> • Use of capital letters, full stops and question marks to demarcate sentences • Use apostrophes to mark singular possession in nouns • Commas to separate items in a list • Expanded Noun Phrases 		<p>Build on previous units & focus on:</p> <ul style="list-style-type: none"> • Use of capital letters, full stops, question marks and exclamation marks to demarcate sentences • Apostrophes for contractions • Statement, question and command • Consistent use of past and present tense 		<p>Build on previous units & focus on:</p> <ul style="list-style-type: none"> • Formation of nouns using suffixes • Formation of adjectives using suffixes • Past and present tense including progressive forms of verbs. 	

<p><u>Year 3</u></p>	<p>The Iron Man by Ted Hughes and Chris Mould</p> 	<p>Fox by Margaret Wild and Ben Brooks</p> 	<p>Rhythm of the Rain by Grahame Baker-Smith</p> 	<p>A Midsummer Night's Dream from A Stage Full of Shakespeare Stories</p> 	<p>Jemmy Button by Valerio Vidali</p> 	<p>Egyptology by Dugald Steer</p> 	<p>Seen and Not Heard by Katie May Green</p> 
<p><u>Writing Outcome</u></p>	<ul style="list-style-type: none"> • Approaching Threat Narrative • Trap Explanation 	<ul style="list-style-type: none"> • Fable Narrative • Information Report 	<ul style="list-style-type: none"> • Setting Narrative (Rhythm of the Rain) • Potion Recipe (A Midsummer Night's Dream) 	<ul style="list-style-type: none"> • Return Narrative • Recounts (Letters) 	<ul style="list-style-type: none"> • Egyptian Mystery Narrative • Secret Diary 	<ul style="list-style-type: none"> • Mischief Narrative • Instructions 	
<p><u>SPaG Focus</u></p>	<p>Build on year & focus on:</p> <ul style="list-style-type: none"> • Use of capital letters, full stops, question marks and exclamation marks to demarcate sentences • Apostrophes to mark where letters are missing in spelling and to mark singular possession in nouns • Expressing time, place and cause using conjunctions and prepositions 		<p>Build on previous units & focus on:</p> <ul style="list-style-type: none"> • Introduction to paragraphs as a way to group related material • Expressing time, place and cause using conjunctions, prepositions and adverbs • Use of the forms 'a' or 'an' when next word starts with a consonant or a vowel 		<p>Build on previous units & focus on:</p> <ul style="list-style-type: none"> • Using adverbs to show when, where or why something happened. • Headings and sub-headings to aid presentation • Word families based on common words showing how words are related in form and meaning • Developing the range of sentences with more than one clause by using a wider range of conjunctions • Expressing time, place and cause using adverbs 		

<p><u>Year 4</u></p>	<p>The Whale by Vita Murrow</p> 	<p>Leaf by Sandra Dieckmann</p> 	<p>Arthur and the Golden Rope by Joe Todd-Stanton</p> 	<p>The Lost Happy Endings by Carol Ann Duffy</p> 	<p>The Journey by Francesca Senna</p> 	<p>Manfish by Jennifer Berne</p> 
<p><u>Writing Outcome</u></p>	<ul style="list-style-type: none"> • Setting Narrative • Newspaper Report 	<ul style="list-style-type: none"> • Outsider Narrative • Information Report 	<ul style="list-style-type: none"> • Myth Narrative • Information Text 	<ul style="list-style-type: none"> • Twisted Narrative • Persuasive letter 	<ul style="list-style-type: none"> • Refugee Narrative • Diary 	<ul style="list-style-type: none"> • Invention Narrative • Biography
<p><u>SPaG Focus</u></p>	<p>Build on year & focus on:</p> <ul style="list-style-type: none"> • Inverted commas and other punctuation to indicate direct speech • Use commas after fronted adverbials • Nouns or pronouns to aid cohesion and avoid repetition • Paragraphs to organise ideas around a theme 		<p>Build on previous units & focus on:</p> <ul style="list-style-type: none"> • Apostrophes for possession (plural nouns) • Grammatical difference between plural and possessive -s 		<p>Build on previous units & focus on:</p> <ul style="list-style-type: none"> • Verb inflections ('we were' instead of 'we was') 	

<p><u>Year 5</u></p>	<p>When We Walked on the Moon by David Long</p> 	<p>FARThER by Grahame Baker-Smith</p> 	<p>The Hound of the Baskervilles by Arthur Conan Doyle</p> 	<p>The Promise by Nicola Davies</p> 	<p>The Lost Book of Adventure by Teddy Keen</p> 	<p>Macbeth from A Stage Full of Shakespeare Stories</p> 	<p>King Kong by Anthony Browne</p> 
<p><u>Writing Outcome</u></p>	<ul style="list-style-type: none"> • Explanation Narrative • Formal Mission Log 	<ul style="list-style-type: none"> • Setting Narrative • Letters 	<ul style="list-style-type: none"> • Cliff hanger Narrative • Formal Report 	<ul style="list-style-type: none"> • Character Narrative • Bargain Letter 	<ul style="list-style-type: none"> • Survival Narrative (Lost Book of Adventure) • Persuasive Letter (Macbeth) 	<ul style="list-style-type: none"> • Dilemma Narrative • Balanced Argument 	
<p><u>SPaG Focus</u></p>	<p>Build on year & focus on:</p> <ul style="list-style-type: none"> • Dashes to mark boundaries between independent clauses • Commas for parenthesis • Linking ideas across paragraphs, using adverbials • Indicate degrees of possibility using modal verbs • Understand the difference between structures typical of informal speech and structures appropriate to formal speech in writing 		<p>Build on previous units & focus on:</p> <ul style="list-style-type: none"> • Use hyphens to avoid ambiguity • Semi-colons to mark boundaries between independent clauses • Colons and bullet point • Relative clauses beginning with who, which, where, when, whose, that or an omitted relative pronoun 		<p>Build on previous units & focus on:</p> <ul style="list-style-type: none"> • Semi-colons to mark boundaries between independent clauses of equal weighting • Recap speech punctuation • Brackets for parenthesis • Use a range of devices to build cohesion, e.g. conjunctions • Indicate degrees of possibility using adverbs 		

<p><u>Year 6</u></p>	<p>Hansel and Gretel by Neil Gaiman</p> 	<p>A Story Like The Wind by Gill Lewis</p> 	<p>The Ways of the Wolf by Jonathan Woodward</p> 	<p>Romeo and Juliet from A Stage Full of Shakespeare Stories</p> 	<p>The Origin of the Species</p> 	<p>Shackleton's Journey by William Grill</p> 	<p>Rose Blanche by Christophe Gallaz</p> 
<p><u>Writing Outcome</u></p>	<ul style="list-style-type: none"> • Dual Narrative • Persuasive Letter 	<ul style="list-style-type: none"> • Flashback Narrative • Newspaper Report 	<ul style="list-style-type: none"> • Documentary Narrative (The Ways of the Wolf) • Diary (Romeo and Juliet) 	<ul style="list-style-type: none"> • Discovery Narrative • Explanation 	<ul style="list-style-type: none"> • Endurance Narrative • Biography 	<ul style="list-style-type: none"> • Diary • Bravery Award Speech 	
<p><u>SPaG Focus</u></p>	<p>Build on year & focus on:</p> <ul style="list-style-type: none"> • Colons to introduce a list and semi-colons for more elaborate lists • Use commas, brackets and dashes for parenthesis • Semi-colon to separate two main clauses • Use dashes, brackets and semi-colons to punctuate sentences precisely to enhance meaning • Use range of punctuation taught at KS2 (Speech punctuation) • Linking ideas within and across paragraphs using a wider range of cohesive devices – adverbials, repetition and ellipses 		<p>Build on previous units & focus on:</p> <ul style="list-style-type: none"> • Use commas to punctuate relative clauses • Speech punctuation • Use the semi-colon as the boundary between independent clauses • Punctuation of bullet points • Hyphens used to avoid ambiguity • Linking ideas within and across paragraphs, using a wider range of cohesive devices - conjunctions, adverbials, pronouns and synonyms. • Develop understanding of the passive to affect the presentation of information in a sentence • Use the subjunctive form 		<p>Build on previous units & focus on:</p> <ul style="list-style-type: none"> • Use commas to clarify meaning and avoid ambiguity: used as a break in a sentence, after a fronted adverbial, separate items in a list and parenthesis • Linking ideas within and across paragraphs using a wider range of cohesive devices – pronouns 		

